

**Goodyear India Limited**

**Corporate Office:**

1st Floor, ABW Elegance Tower  
Plot No. 8, Commercial Centre  
Jasola, New Delhi - 110 025

Telephone

+91 11 47472727

Telefax

+91 11 47472715

email

gyi\_info@goodyear.com

website

www.goodyear.co.in

**GOODYEAR**

SO -1883

January 16, 2019

To  
The Dept. of Corporate Services  
BSE Limited  
Floor 25, P J Towers,  
Dalal Street,  
Mumbai - 400001.

Dear Sirs,

**Sub: Shareholding pattern for the quarter ended December 31, 2018**

Pursuant to Regulation 31 of the SEBI (Listing Obligations and Disclosure Requirements) Regulations, 2015, please find enclosed herewith the Shareholding Pattern for the quarter ended December 31, 2018.

Kindly take the same on record.

Thanking you,  
Yours very truly,

For **Goodyear India Limited**

  
**Pankaj Gupta**  
Company Secretary

**Encl.: As above**

**CC:**

Central Depository Services (India) Limited  
Marathon Futurex,  
A-Wing, 25<sup>th</sup> Floor, NM Joshi Marg,  
Lower Parel Mumbai-400 013

National Securities Depository Limited  
4th Floor, "A" Wing Trade World,  
Kamala Mills Compounds,  
Lower Parel, Mumbai-400 013

**ONE TEAM**

No contract is valid unless signed by a duly authorised officer of the company  
Regd. Office : Mathura Road, Ballabgarh, (Dist. Faridabad) - 121004, Haryana  
CIN : L25111HR1961PLC008578

1/6

Format of holding of specified securities

GOODYEAR INDIA LIMITED  
500168/Goodyear/ Equity Share

1. Name of Listed Entity:

2. Scrip Code/Name of Scrip/Class of Security

3. Share Holding Pattern Filed under: Reg. 31(1)(a)/Reg. 31(1)(b)/Reg.31(1)(c)

a. If under 31(1)(b) then indicate the report for Quarter ending

b. If under 31(1)(c) then indicate date of allotment/extinguishment

31/12/2018

4. Declaration: The Listed entity is required to submit the following declaration to the extent of submission of information:-

Particulars	Yes*	No*
1. Whether the Listed Entity has issued any partly paid up shares?		No
2. Whether the Listed Entity has issued any Convertible Securities or Warrants?		No
3. Whether the Listed Entity has any shares against which depository receipts are issued?		No
4. Whether the Listed Entity has any shares in locked-in?		No
5. Whether any shares held by promoters are pledge or otherwise encumbered?		No

\* If the Listed Entity selects the option 'No' for the questions above, the columns for the partly paid up shares, Outstanding Convertible Securities/Warrants, depository receipts, locked-in shares, No of shares pledged or otherwise encumbered by promoters, as applicable, shall not be displayed at the time of dissemination on the Stock Exchange website. Also wherever there is 'No' declared by Listed Entity in above table the values will be considered as 'Zero' by default on submission of the format of holding of specified securities.

5. The tabular format for disclosure of holding of specified securities is as follows:-






Table I - Summary Statement holding of specified securities

Category	Category of shareholder	Nos. of shareh olders	No. of fully paid up equity shares held	No. of partly paid-up equity shares held	No. of shares underlying Depository Receipts	Total nos. shares held	Shareholding as a % of total no. of shares (calculated as per SCRR, 1957) As a % of (A+B+C2)	Number of Voting Rights held in each class of securities			No. of Shares Underlying Outstanding convertible securities (including Warrants)	Shareholding, as a % assuming full conversion of convertible securities (as a percentage of diluted share capital) As a % of (A+B+C2)	Number of Locked in shares		Number of Shares pledged or otherwise encumbered		Number of equity shares held in dematerialized form
								Class: Equity	No of Voting Rights Classey	Total as a % of (A+B+C)			No. (a)	As a % of total Shares held (b)	No. (a)	As a % of total Shares held (b)	
(i)	(ii)	(iii)	(iv)	(v)	(vi)	(vii)=(iv)+(v)+(vi)	(viii)	(ix)			(x)	(xi)=(vii)+(ix)	(xii)		(xiii)		(xiv)
(A)	Promoter & Promoter Group	1	17069215			17069215	74.00000	17069215	0	73.99999922		74.00000	0	0	0	0	17069215
(B)	Public	22372	5997292			5997292	26.00000	5997292	0	26.00000078		26.00000	0	0	0	0	5659278
(C)	Non Promoter- Non Public																
(C1)	Shares underlying DRs	0	0			0	0	0	0	0			0	0	0	0	0
(C2)	Shares held by Employee Trusts	0	0			0	0	0	0	0			0	0	0	0	0
	Total	22373	23066507			23066507	100.00000	23066507	0	23066507	100	100.00000	0	0	0	0	27688493

\* The voting rights with respect to 290,927 Equity Shares held by 'Investor Education and Protection Fund Authority' are frozen.





Table II - Statement showing shareholding pattern of the Promoter and Promoter Group

Table II - Statement Showing Shareholding Pattern of the Promoter and Promoter Group																		
Category & Name of the Shareholders	PAN	(i) No. of shareholder	(iv) No. of fully paid up equity shares held	(v) Partly paid-up equity shares held	(vi) Nos. of shares underlying Depository Receipts	(vii) Total nos. shares held	(viii) Shareholding % calculated as per SCRR, 1957 As a % of (A+B+C2)	(ix) Number of Voting Rights held in each class of securities			(x) No. of Shares Underlying Outstanding convertible securities (including Warrants)	(xi) Shareholding, as a % assuming full conversion of convertible securities (as a percentage of diluted share capital)	(xii) Number of Locked in shares		(xiii) Number of Shares pledged or otherwise encumbered	Number of equity shares held in dematerialized form		
								(ix)					No. (a)	As a % of total Shares held (b)			No. (a)	As a % of total share s held (b)
								Class X	Class Y	Total								
						(vii)=(vi)+(v)+(vi)												
1																		








Table III - Statement showing shareholding pattern of the Public shareholder

Table III - Statement showing shareholding pattern of the Public shareholder																						
Category & Name of the Shareholders	PAN	Nos. of shares held	Partly paid-up equity shares held	No. of fully paid-up equity shares held	No. of shares held under Depository Receipts	Shareholding % As a % of (A+B+C)	Number of Voting Rights held in each class of securities			No. of Shares Underlying Outstanding convertible securities (including Warrants)	Total shareholding as a % assuming full conversion of convertible securities (as a percentage of diluted share capital)	Number of Locked in shares		Number of Shares pledged or otherwise encumbered			Number of equity shares held in dematerialized form					
							No. of Voting Rights		Total as a % of Total Voting rights			No. (a)	As a % of total shares held (b)	No. (Not applicable) (c)	As a % of total shares held (Not applicable) (b)							
							Class X	Class Y								Total						
(i)	(ii)	(iii)	(iv)	(v)	(vi)	(vii)=(v)+(vi)	(viii)	(ix)	(x)	(xi)=(vii)+(x)	(xii)	(xiii)	(xiv)									
1	Institutions																					
(a)	Mutual Fund	4	1422990			1422990	6.15907	1422990	6.15907													
	HDFC SMALL CAP FUND		302185			302185	1.31006	302185	1.31006													
	SBI MAGNUM BALANCED FUND		1033780			1033780	4.48174	1033780	4.48174													
(b)	Venture Capital Funds	0	0			0	0.00000	0	0.00000													
(c)	Alternate Investment Funds	0	0			0	0.00000	0	0.00000													
(d)	Foreign Venture Capital Investor	0	0			0	0.00000	0	0.00000													
(e)	Foreign Portfolio Investors	1	544950			544950	2.36252	544950	2.36252													
	GOLDMAN SACHS INDIA LIMITED		544950			544950	2.36252	544950	2.36252													
(f)	Financial Institutions/Banks	30	15417			15417	0.06684	15417	0.06684													
(g)	Insurance Companies	2	3936			3936	0.01706	3936	0.01706													
(h)	Provident Fund/Pension Funds	0	0			0	0.00000	0	0.00000													
(i)	Any Other Specify	0	0			0	0.00000	0	0.00000													
	Foreign Institutional Investor	0	0			0	0.00000	0	0.00000													
	Sub Total (RQ1)	37	1987293			1987293	8.61549	1987293	8.61549													
	Central Government/State Government/President of India	0	0			0	0.00000	0	0.00000													
	Sub Total (RQ2)	0	0			0	0.00000	0	0.00000													
2	Non Institutions																					
(a)	1. Individual Shareholders holding Nominal Share Capital Up to 2 Lacs	21380	2458545			2458545	10.65851	2458545	10.65851													
	2. Individual Shareholders holding Nominal Share Capital Above 2 Lacs	1	21000			21000	0.09104	21000	0.09104													
(b)	NIICS Registered with RBI	0	0			0	0.00000	0	0.00000													
(c)	Employee Trusts	0	0			0	0.00000	0	0.00000													
(d)	Overseas Depositories (Holding Dns) (Balancing Figure)	0	0			0	0.00000	0	0.00000													
	Others																					
(e)	Trusts	5	933			933	0.00404	933	0.00404													
(f)	Non Resident Indians	459	125059			125059	0.54217	125059	0.54217													
(g)	Clearing Members	24	1637			1637	0.00710	1637	0.00710													
(h)	Monet Unlinked Families	150	35087			35087	0.15211	35087	0.15211													
(i)	Foreign Corporate Bodies	2	683208			683208	2.96150	683208	2.96150													
	SWEDIAN ROBOR GLOBAL EMERGING MARKETS		281000			281000	1.21822	281000	1.21822													
(j)	Bodies Corporate	268	303603			303603	1.26838	303603	1.26838													
(k)	Any other	1	290927			290927	1.26125	290927	1.26125													
	MULTISTAR EDUCATION AND PROTECT (C)-021		290927			290927	1.26125	290927	1.26125													
	GUARD AUTOMAT		22345			22345	0.00959	22345	0.00959													
	Sub Total (RQ3)		5997292			5997292	26.00000	5997292	26.00000													
	Total Public Shareholding (RQ4)		5997292			5997292	26.00000	5997292	26.00000													
* The voting rights with respect to 290,927 Equity Shares held by Investor Education and Protection Fund Authority are frozen.																						

\* The voting rights with respect to 290927 Equity Shares held by Investor Education and Protection Fund Authority are frozen.

Table IV - Statement showing shareholding pattern of the Non Promoter- Non Public shareholder

TABLE IV - Statement showing shareholding pattern of the NON PROMOTER- NON PUBLIC shareholder																		
Category & Name of the Shareholders	PAN	No. of shareholder	No. of fully paid up equity shares held	Partly paid-up equity shares held	Nos. of shares underlying Depository Receipts	Total no. shares held	Shareholding % calculated as per SCRR, 1957 As a % of (A+B+C2)	No. of Voting Rights			Total as a % of Total Voting rights	No. of Shares Underlying Outstanding convertible securities (including Warrants)	Total shareholding, as a % assuming full conversion of convertible securities (as a percentage of diluted share capital)	Number of Locked-in shares		Number of Shares pledged or otherwise encumbered		Number of equity shares held in dematerialized form (Not Applicable)
								Class X	Class Y	Total				No.	As a % of total Share held	No.	As a % of total share held (Not applicable)	
(i)	(ii)	(iii)	(iv)	(v)	(vi)	(vii)=(iv)+(v)+(vi)	(viii)	(ix)			(x)	(xi)=(vii)+(x)	(xii)	(xiii)	(xiv)	(xv)		
1																		
Custodian/DR																		
Name of DR holder (If Available)			0	0		0						0	0	0.00	0	0.00	0	
2																		
Employees Benefit Trust (Under SEI) (Share Based Employee Benefit Regulation 2014)																		
(a)			0	0		0						0	0	0.00	0	0.00	0	
Name of DR holder (If Available)			0	0		0						0	0	0.00	0	0.00	0	
Total Non Promoter Non Public Shareholding (C)= (C1)+(C12)																		

